









Mixed Team Medallists

Medal	NOC Code	Name
GOLD	ITA	Italy
	ITA	BRUGNAMI Tommaso
	ITA	CAPUTO Sara
SILVER	GER	Germany
	GER	OEZTUERK Mert
	GER	KEVRIC Helen
BRONZE	FRA	France
	FRA	SAKOUHI Nael
	FRA	VIALLAT Lilou









Mixed Team Results

Rank	Group	NOC	MAG Gymnast	MAG Scores			WAG Gymnast	WAG Scores			Total
											
1	2	ITA	152 BRUGNAMI Tommaso	13.533			257 CAPUTO Sara	13.283			26.816
2	1	GER	137 OEZTUERK Mert			13.033	239 KEVRIC Helen	13.549			26.582









Mixed Team Results

Rank	NOC	MAG Gymnast	MAG Scores			WAG Gymnast	WAG Scores			Total	
											
1	GER	137 OEZTUERK Mert	R 1		13.066	239 KEVRIC Helen	R 1		12.766	51.898	Q
			R 2	12.766			R 2	13.300			
2	ITA	152 BRUGNAMI Tommaso	R 1		13.100	257 CAPUTO Sara	R 1	13.733		51.533	Q
			R 2		12.000		R 2		12.700		
3	SUI	180 RIESCO Carlo Mario	R 1		12.866	282 WALSER Kea Luna	R 1	13.100		51.332	Q
			R 2	13.233			R 2		12.133		
4	FRA	129 SAKOUHI Nael	R 1		12.833	234 VIALLAT Lilou	R 1	12.900		50.799	Q
			R 2	12.533			R 2		12.533		
5	UKR	190 RUDYI Ivan	R 1		13.500	287 LOBOK Diana	R 1	12.100		50.666	
			R 2	13.133			R 2		11.933		
6	BEL	107 SCHEPERS Kyano	R 1		13.166	208 BAERT Chloe	R 1		12.533	50.365	
			R 2		12.300		R 2	12.366			
7	ESP	124 KOVACS MOLCUT Sergio David	R 1		12.700	226 ESCAURIAZA TIPACTI Leire	R 1	12.866		50.032	
			R 2		12.766		R 2		11.700		
8	GBR	131 NISCOVEANU Alex	R 1	12.266		235 KANDALOVA Ema Grace	R 1		11.700	49.732	
			R 2		12.733		R 2	13.033			
9	ROU	171 PUICEA David	R 1		12.766	274 VANOAGA Alexia Gabriela	R 1	12.866		49.298	
			R 2	11.300			R 2		12.366		



Mixed Team Results

Rank	NOC	MAG Gymnast	MAG Scores			WAG Gymnast	WAG Scores			Total
										
10	CZE	119 KALINIC Tomas	R 1		11.933	221 MASOVA Vanesa	R 1	13.166		49.298
			R 2		11.933		R 2		12.266	
11	AUT	104 LINDPOINTNER Vincent	R 1	12.900		205 FRINT Valentina Gabriella	R 1	12.266		47.899
			R 2		12.200		R 2		10.533	
12	NOR	165 BERNTSEN Kasper	R 1	12.200		267 IFEANYI Hannah Onyine	R 1		12.033	47.565
			R 2		11.466		R 2	11.866		
13	NED	162 ATHERTON Leon	R 1		12.066	263 DE WIJZE Alij	R 1		11.733	47.365
			R 2	10.633			R 2	12.933		
14	TUR	187 KARTIN Metehan	R 1	10.633		285 AKTURK Naz	R 1		11.133	45.399
			R 2		12.733		R 2	10.900		
15	POL	169 KOPERSKI Filip	R 1		12.166	268 DROBNIAK Maria	R 1		11.866	44.832
			R 2		9.000		R 2		11.800	
16	HUN	142 ZAMBORI Zala Samu	R 1		10.300	246 KNIGHT Anna Eileen	R 1		10.833	43.633
			R 2		12.000		R 2		10.500	



Mixed Team Tie-break

Rank	Group	NOC	MAG Gymnast	WAG Gymnast	Total	Top 5 App	Top 4 App	Top 3 App	Top 2 App	Top 1 App
9		ROU	171 PUICEA D.	274 VANOAGA A.	49.298	49.298	49.298	37.998	25.632	12.866
10		CZE	119 KALINIC T.	221 MASOVA V.	49.298	49.298	49.298	37.365	25.432	13.166

NOTE

In case of a tie in points of Mixed Teams, the ranking will be determined by respecting the following criteria:
The team with the highest sum of the team apparatus counting scores obtained will prevail(i.e.by adding the total of the 5, 4, 3, 2, 1 highest apparatus team scores)



#	NOC	MAG R1	MAG R2	MAG R3*
1	POL	PB	HB	FX
2	TUR	FX	PB	HB
3	NOR	FX	HB	PB
4	HUN	HB	PB	FX
5	AUT	FX	HB	PB
6	CZE	HB	PB	FX
7	ESP	PB	HB	FX
8	NED	PB	FX	HB
9	BEL	PB	HB	FX
10	SUI	PB	FX	HB
11	ROU	PB	FX	HB
12	UKR	PB	FX	HB
13	GBR	FX	PB	HB
14	FRA	PB	FX	HB
15	GER	HB	FX	PB
16	ITA	PB	HB	FX







WAG R1	WAG R2	WAG R3*
FX	BB	VT
FX	VT	BB
BB	VT	FX
FX	BB	VT
VT	BB	FX
VT	FX	BB
VT	FX	BB
FX	VT	BB
FX	VT	BB
VT	FX	BB
VT	BB	FX
VT	FX	BB
FX	VT	BB
VT	FX	BB
FX	VT	BB
VT	BB	FX

LEGEND

At the end of Round 2, the 4 Mix Pairs with the Highest Total Score will qualify for Round 3



Mixed Team Results

Rank	Group	NOC	MAG Gymnast	MAG Scores			WAG Gymnast	WAG Scores			Total
											
1	1	GER	137 OEZTUERK Mert		13.100		239 KEVRIC Helen	13.200			26.300
2	1	FRA	129 SAKOUHI Nael			12.733	234 VIALLAT Lilou	12.733			25.466
1	2	ITA	152 BRUGNAMI Tommaso	13.466			257 CAPUTO Sara			12.933	26.399
2	2	SUI	180 RIESCO Carlo Mario			12.600	282 WALSER Kea Luna	11.200			23.800









ROUND 3

#	NOC	Rank R1&2	Group	MAG R3
1	FRA	4	1	HB
2	GER	1		PB
3	SUI	3	2	HB
4	ITA	2		FX

Rank R1&2	Group	WAG R3
4	1	BB
1		BB
3	2	BB
2		FX



Mixed Team Results

Rank	Group	NOC	MAG Gymnast	MAG Scores			WAG Gymnast	WAG Scores			Total
											
3	1	FRA	129 SAKOUHI Nael		13.166		234 VIALLAT Lilou	12.749			25.915
4	2	SUI	180 RIESCO Carlo Mario	13.033			282 WALSER Kea Luna	12.783			25.816



ROUND 4

#	NOC	Rank R3	Group	MAG R4
1	FRA	2	1	PB
2	SUI	2	2	FX

Rank R3	Group	WAG R4
2	1	VT
2	2	VT

ROUND 5

#	NOC	Rank R3	Group	MAG R5
1	ITA	1	2	FX
2	GER	1	1	HB

Rank R3	Group	WAG R5
1	2	VT
1	1	VT