











Finals

Place	Ord	Name	NOC	D	E	P	T	Total
1 (Q1)	4	Shallon Olsen	 CAN	5.0 4.8	8.600 8.650	0.0 0.0	13.600 13.450	13.525
2 (Q2)	3	Maneca-voinea Sabrina-Alexia	 ROU	5.0 3.8	8.550 8.450	0.0 0.0	13.550 12.250	12.900
3 (Q3)	2	Julie Dicko Erichsen	 NOR	4.2 3.4	9.050 9.050	0.0 0.0	13.250 12.450	12.850
4 (Q4)	5	Laia Font	 ESP	4.4 3.2	8.700 9.000	0.0 0.0	13.100 12.200	12.650
5 (Q5)	1	Martyna Szumna	 POL	3.8 3.6	8.450 8.650	0.0 0.0	12.250 12.250	12.250
6 (Q6)	6	Selma Andrea Halvorsen	 NOR	4.2 3.4	7.800 8.350	0.3 0.0	11.700 11.750	11.725














Finals

Place	Ord	Name	NOC	D	E	P	T	Total
1 (Q1)	3	Barbosu Ana-Maria	 ROU	6.2	8.000	0.0	14.200	14.200
2 (Q2)	2	Ghigoarta Amalia	 ROU	5.3	8.600	0.0	13.900	13.900
3 (Q3)	6	Alba Petisco	 ESP	5.2	8.550	0.0	13.750	13.750
4 (Q4)	5	Ana Perez	 ESP	5.5	8.200	0.0	13.700	13.700
5 (Q5)	4	Filipa Martins	 POR	5.3	8.200	0.0	13.500	13.500
6 (Q6)	7	Raz Lihie	 ISR	4.9	8.200	0.0	13.100	13.100
7 (Q7)	1	Malla Montell	 FIN	4.6	7.550	0.0	12.150	12.150
8 (Q8)	8	Minea Vuorisalo	 FIN	4.7	7.100	0.0	11.800	11.800
9 (R1)	(R1)	Juliane Amalie Tøssebro	 NOR	3.8	7.950	0.0	11.750	11.750
10 (R2)	(R2)	Serina Kvaestad	 NOR	4.0	7.700	0.0	11.700	11.700




Finals

Place	Ord	Name	NOC	D	E	P	T	Total
1 (Q1)	8	Ghighoarta Amalia	 ROU	5.0	8.100	0.0	13.100	13.100
2 (Q2)	5	Ana Perez	 ESP	5.2	7.850	0.0	13.050	13.050
3 (Q3)	3	Maneca-voinea Sabrina-Alexia	 ROU	6.5	6.450	0.0	12.950	12.950
4 (Q4)	4	Sara Pinila	 ESP	5.1	7.850	0.0	12.950	12.950
5 (Q5)	6	Marta Pihan-Kulesza	 POL	5.0	7.850	0.0	12.850	12.850
6 (Q6)	7	Filipa Martins	 POR	5.0	7.600	0.0	12.600	12.600
7 (Q7)	1	Shallon Olsen	 CAN	5.3	7.300	0.1	12.500	12.500
8 (Q8)	2	Marie Nielson Roenbeck	 NOR	5.0	7.350	0.0	12.350	12.350
9 (R1)	(R1)	Mafalda Costa	 POR	5.2	7.000	0.0	12.200	12.200
10 (R2)	(R2)	Raz Lihie	 ISR	5.2	6.950	0.0	12.150	12.150



Finals

Place	Ord	Name	NOC	D	E	P	T	Total
1 (Q1)	1	Maneca-voinea Sabrina-Alexia	 ROU	6.0	7.700	0.0	13.700	13.700
2 (Q2)	5	Barbosu Ana-Maria	 ROU	5.6	7.900	0.0	13.500	13.500
3 (Q3)	4	Laura Casabuena	 ESP	5.0	8.050	0.0	13.050	13.050
4 (Q4)	8	Laurie Denomme	 CAN	5.0	7.800	0.0	12.800	12.800
5 (Q5)	2	Laia Font	 ESP	4.8	7.700	0.0	12.500	12.500
6 (Q6)	6	Marie Nielson Roenbeck	 NOR	4.6	7.600	0.0	12.200	12.200
7 (Q7)	3	Shallon Olsen	 CAN	5.1	7.050	0.0	12.150	12.150
8 (Q8)	7	Filipa Martins	 POR	4.5	7.500	0.0	12.000	12.000
9 (R1)	(R1)	Misella Antila	 FIN	5.0	6.700	0.0	11.700	11.700
10 (R2)	(R2)	Juliane Amalie Tossebro	 NOR	4.3	7.300	0.0	11.600	11.600